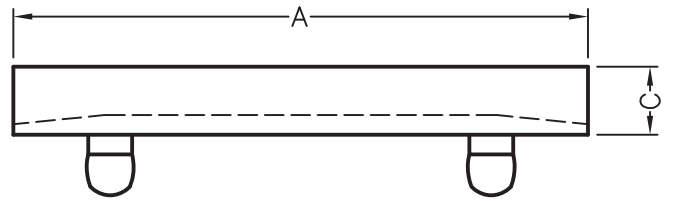
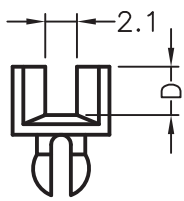



MOUNTING HOLES
CHASSIS THICKNESS: 0.8~1.2mm



PART NO.	A	B	C	D
CG-38	38.0	25.4	4.5	3.2
CG-50	50.8	38.0	4.5	3.2
CG-50S	50.8	38.0	2.5	1.2

注意事項:D

所有尺寸量測皆不含進膠口, 膠口凸出0.3mm之內.